

Railway Arches Supplementary Planning Document Full Equality Impact Analysis

(Note: the Equality Impact Analysis contained herein is referred to as EQIA, and not EIA for the purposes of this report. This is to avoid confusion with Environmental Impact Assessments, which are known as EIA in planning terms.)

Overall Information	Details of Full Equality Impact Analysis
Financial Year and Quarter	2021 Q4
Name and details of policy, strategy, function, project, activity, or programme	<p>The Railway Arches Supplementary Planning Document provides additional guidance on railway arches drawing on policies contained in the Local Plan 2018. This document provides the first ever comprehensive survey of the railway arches in the Borough of Hammersmith and Fulham, which identifies and analyses railway arches in terms of their uses, character of their surroundings and their contribution to the local economy. This SPD seeks to raise awareness of the arches recognising the value and potential these features could have in improving public realm, permeability and accessibility within the borough.</p> <p>The SPD sets out the development management principles the council will consider when assessing planning applications for proposed development involving railway arches. The SPD, as with all supplementary planning documents, does not introduce new policy but will guide planning applications that will come forward for arches development. As the SPD draws upon the policies in the Local Plan and principles in the Planning Guidance SPD, it should be read in conjunction with these policy documents.</p>
Lead Officer	<p>Name: Eleonora Tafuro Position: Planning officer, Policy & Spatial Planning Team, Economic Department Email: Eleonora.Tafuro@lbhf.gov.uk Telephone No: 07776672695</p>
Date of completion of final EQIA	November 2021

Section 02	Scoping of Full EIA
-------------------	----------------------------

Plan for completion	<p>Timing: This Equality Impact Assessment (EQIA) will support the consultation of the SPD and adoption of the document which is due to take place in winter 2021/2022.</p> <p>Resources: Officer time</p> <p>Lead Officer: David Gawthorpe, Team Leader Development Planning Team</p>
What is the policy, strategy, function, project, activity, or programme looking to achieve?	<p>The purpose of the Railway Arches SPD is to provide additional guidance on railway arches development to developers, planners and other stakeholders. The document sets out key principles that will apply alongside Local Plan policies to planning applications across all railway arches across the borough. However, particular attention has been given to specific key areas such as White City, Shepherds Bush Market and Imperial Wharf where there are opportunities for public realm and accessibility improvements and pedestrian permeability which would help reducing existing barriers in the borough. The document seeks to support existing employment uses and protect residential amenity from potential noise and pollutants generated by commercial activities and services in the arches and potential traffic generated by new development.</p>

Section 03	Analysis of relevant data and/or undertake research
Documents and data reviewed	<p>The following documents and data have been used to help inform this Equality Impact Analysis:</p> <p>Consultation on our Draft Equalities Plan 2021-25</p> <p>The Council's draft Equality Plan 2021-2025 set out the Council's vision for tackling inequality and responding to the public sector equality duty. The document draws on five objectives:</p> <ol style="list-style-type: none"> 1. Everyone in our borough must feel valued when the Covid-19 pandemic ends. 2. Removing barriers to inclusion. 3. Ensuring that our services tackle the disproportionate impact on young people of the risks of street crime and exploitation by gangs. 4. Improving opportunities for all. 5. Becoming an employer of choice and fostering greater inclusion <p>Community Strategy</p>

The Hammersmith and Fulham Business Plan 2018-2022 sets a framework of the council's main priorities which are fundamental to the Local Plan and the Draft Equality Plan. The plan combines opportunity, with social responsibility and social justice to assist the vast majority of people in the borough to help themselves while supporting the most vulnerable in the community. This is therefore considered to be consistent with the statutory codes in relation to race, gender, disability, and other equalities characteristics.

Hammersmith & Fulham Joint Health and Wellbeing Strategy 2016-2021

Hammersmith & Fulham Joint Health and Wellbeing Strategy 2016-2021 sets out an ambitious vision for improving the health and wellbeing of people in the borough and securing a sustainable system for the future. The strategy is for a people-centred health and social care system that supports communities to stay well, consistently providing the high quality care and support the most vulnerable people in the community. This includes tackling health inequalities within our communities, overcoming high levels of child poverty and child obesity and severe mental illness in the country. the strategy is therefore considered to be compliant with the statutory codes in relation to equalities characteristics.

Census 2011

The 2011 Census describes the resident population of the UK and its constituent countries, by age and sex, and provides information on how the population has changed over time.

Greater London Authority (GLA) projections 2018 and 2020

The trend-based projections 2020 is the most recent set of projections released in September 2021 by the Greater London Authority (GLA).

Office for National Statistics (ONS) population estimates 2020

The Office for National Statistics provide the annual population estimates in mid-2019 to mid-2020. These figures inform the Equality Impact Analysis on population changes and growth reflecting the impact of the first wave of coronavirus (COVID-19) pandemic and they cover the period up to 30 June 2020.

Demographics of Equality Target Groups

A summary of the demographic situation in relation to each of the equality groups is given below. This provides a starting point for the analysis of likely impacts of the Railway Arches SPD on these groups.

Population

The Population of Hammersmith and Fulham has risen by 8%% from 169,374 in 2001 to 182,455 in 2011 whilst it has had a slightly increase (0,6%) between 2011 and 2020¹. It has been estimated that the total population will increase to 190,130² people in the year 2022.

Currently, the total population of the borough is relatively young and ethnically diverse. It is also a highly mobile population with about half of all households having moved in the previous five years. Nearly half of the population (45%) is between the ages of 20 and 40 years old which is significantly higher than in London (32%) and the rest of the country (27%). The borough has a high proportion of single people, the fourth highest proportion (55.9%) in London. Furthermore, 3 in 10 (29%) of all households consist of one person (Source: 2011 Census).

According to the 2020 GLA Population projections the borough's population is expected to increase by 20,840³ people (11.4%) between 2018 and 2043. The projected increase in population between 2021 and 2031 is 7.2%; a similar level as the London average (7.9%).

From mid-2019 and 2020 there have been changes in local populations driven by different factors (migration, births and deaths). Despite the effects of the coronavirus (COVID-19) pandemic and a slowing of national population growth in the year to mid-2020, in this period, ONS estimated the population grew in 294 out of the 374⁴ local authorities of the UK. A decrease of population has been registered in the borough of Hammersmith and Fulham (negative 0.9%) according to the Office for National Statistics, as shown in figure 1 below.

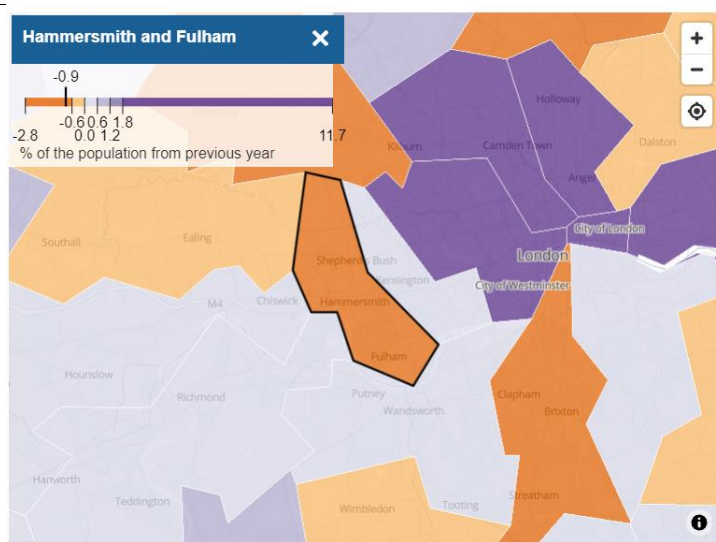
Figure 1: Population change and components of change in Hammersmith & Fulham mid-2019 and mid-2020

¹ Source of data is the UK population estimates mid-2020, Table MYE4 - Population estimates: Summary for the UK, mid-1971 to mid-2020, ONS, 2021

² Source of data is the 2018-based household projections for local authorities and higher administrative areas within England (principal projection), Table 426: Projected household population, local authorities and higher administrative areas in England, mid-2001 to mid-2043.

³ Source of data is the 2018-based household projections for local authorities and higher administrative areas within England (principal projection), Table 426: Projected household population, local authorities and higher administrative areas in England, mid-2001 to mid-2043.

⁴ Source of data is Population estimates for the UK, England and Wales, Scotland and Northern Ireland: mid-2020 paragraph 3. [Population estimates for the UK, England and Wales, Scotland and Northern Ireland - Office for National Statistics \(ons.gov.uk\)](https://www.ons.gov.uk/populationandmigration/populationestimates/articles/populationestimatesfortheukenglandandwalesscotlandandnorthernirelandmid2020)



Source: Official National Statistics, Population estimates (2021)⁵

Age

In 2011, the borough had a higher proportion of young adults aged 25-39 (35.7%) than London (28%) and England and Wales (20%). Conversely, the proportion of children and young adults (0-24) in the borough was lower than in London (26.7% compared to 32.2%) and England and Wales (30.7%). 12.7% of the population is aged 60 or over, which is slightly lower than the London (15.2%) and England and Wales (20.3%) averages.

Similar trends have been reported by the GLA 2020 population projections and by the Office of National Statistics (ONS) whereby in 2020 the higher proportion of population in Hammersmith and Fulham was of young adults aged 25-34.

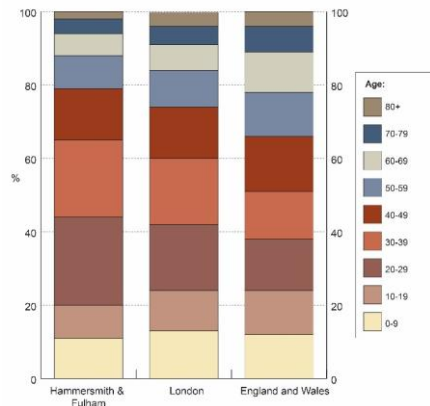
It has been estimated that while there will be growth in the borough's population in all age groups, the main growth will occur for people aged 84 and over. The population in that age group is expected to increase by 1,273 by 2031, equivalent to 42.8%⁶. The population aged 64-83 is expected to grow by 33.9% during the same period and population

⁵ [Population estimates for the UK, England and Wales, Scotland and Northern Ireland - Office for National Statistics \(ons.gov.uk\)](https://ons.gov.uk/population/population-estimates) accessed 17/11/2021

⁶ GLA 2020-based Demographic Projections, London Borough population projections trend model, 2020 CC central upper
November 2021 – Hammersmith and Fulham Equalities Impact Assessment for the Railway Arches SPD

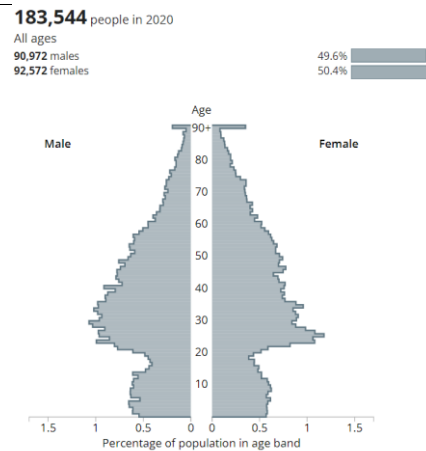
aged 50 to 63 to grow by 13.3%. This trend is reflected similarly in London with 37.7% and 33% of increase respectively for people aged 64-83 and over.

Figure 2: Age structure (% of total population, Census 2011)



Source: Office for National Statistics, Census 2011

Figure 3: Age and Sex structure in Hammersmith and Fulham



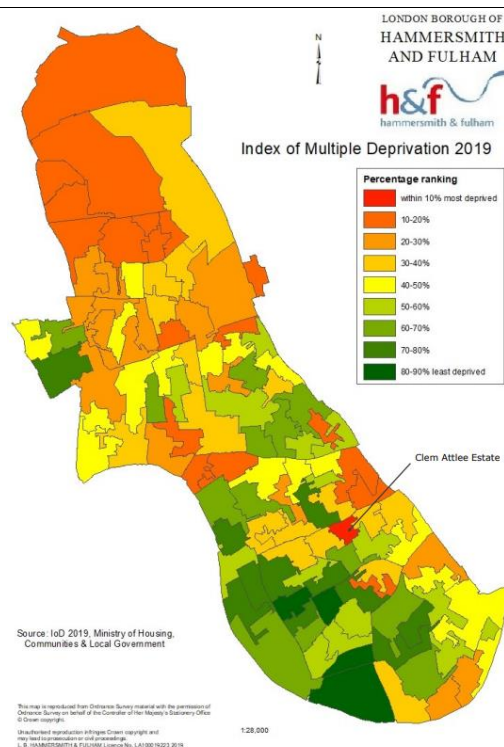
Source: Office for National Statistics, Population age and sex structure, 2020

Deprivation

The borough has high levels of deprivation. According to the [2019 Indices of Deprivation](#) (IoD), Hammersmith and Fulham was ranked 112 out of 317 local authority area in the country (91 in 2015). Of the 113 Lower Super Output Areas (LSOAs) one (0.9%) is in the most deprived 10% nationally (Clem Attlee estate). Most of the areas in the north of the borough are in LSOAs 10-20% worst nationally⁷.

Figure 4: Index of Deprivation in Hammersmith and Fulham

⁷ Source of data is Deprivation in Hammersmith and Fulham 2019, Hammersmith and Fulham Council, September 2019
November 2021 – Hammersmith and Fulham Equalities Impact Assessment for the Railway Arches SPD



Source: [Deprivation in Hammersmith and Fulham | LBHF](#), 2019

Hammersmith and Fulham not only has high levels of deprivation, it is polarised socially and economically. In the context of London this is demonstrated by the fact that the borough has some wards that have the highest and lowest rankings for the levels of income⁸. Palace Riverside appears in the rankings as having the one of the highest income ranks as well as highest Index of multiple deprivation ranks. On the contrary Wormholt and White City has statistically the one of the lowest income ranks and lowest index of multiple deprivation ranks⁹. The above image shows this

⁸ <https://data.london.gov.uk/download/indices-of-deprivation/5f72f768-7092-45b5-accf-dc004fa670a9/Indices%20of%20Deprivation%202019%20ward%20level%20summary%20measures%20for%20London.pdf>, accessed 18/11/2021.

⁹ [GLA 2019, London Wards Summary Measures Document](#).

effectively, with the brighter range colours signifying parts of the borough which have high deprivation levels and conversely the brighter green areas showing low levels of deprivation. In the last census (2011) 41.6% of the households have classified themselves as “managers or professionals”, while more than a quarter said they were entirely dependent on benefit.

Some 23.9% of households in Hammersmith and Fulham depend on less than £20,000 per annum compared to 27% of London and 34.9% for Great Britain. Just under 40% of borough households have a household’s income between £50k and £80K per year. 16.2% of households have an income greater than £80k per annum; this is equivalent to nearly 13,000 households.

Until the 1970s, social housing and council estates tended to be occupied by households with a greater mix of incomes than is now the case. The mix under social housing tenants has come to include proportionally more people on lower incomes, some experiencing multiple deprivation. Approximately 53% of households living in social housing in Hammersmith and Fulham are currently workless and dependent on benefits and they make up the largest single group within the estimated 13,150 (2011 Census) workless households in the borough. Nearly 2,000 lone parents are dependent on out-of-work benefits and a further 2,800 are claiming Working Tax Credit and/ or Child Tax Credit benefits.

Deprivation and low household incomes also impact on health inequalities and result in high levels of child poverty. About 20% of people are in poverty in Hammersmith and Fulham compared to 32% of children in poverty. Childhood poverty in Hammersmith and Fulham does not follow the general north-south divide but is more scattered geographically across the borough. Further details of health, wellbeing and social care needs of the borough can be found in the Joint Strategic Needs Assessment 2016-2021 carried out by the Council and the NHS Hammersmith and Fulham Clinical Commissioning Group.

Disability

In 2011, 12.6% of the borough population reported long term health problem or disability that limited the day-to-day activities. This figure was lower compared to London (14.1%) and England & Wales (17.9%). In the north of the borough the percentage of residents suffering from disabilities is higher. The wards with highest rates were in College Park and Old Oak, Wormholt and White City, Shepherd’s Bush Green, Hammersmith Broadway and Askew.

We recognise that people with disabilities and those that support them may be represented in one or more of the other equality groups. The other related group that is usually referenced is age, in particular, we recognise that people with disabilities who can experience difficulty accessing services and accessing the built environment are often children and young people, older people, and those who may provide care for older and younger disabled people. As disability covers a broad spectrum, we also recognise that adaptations for people with mobility impairments may not make the

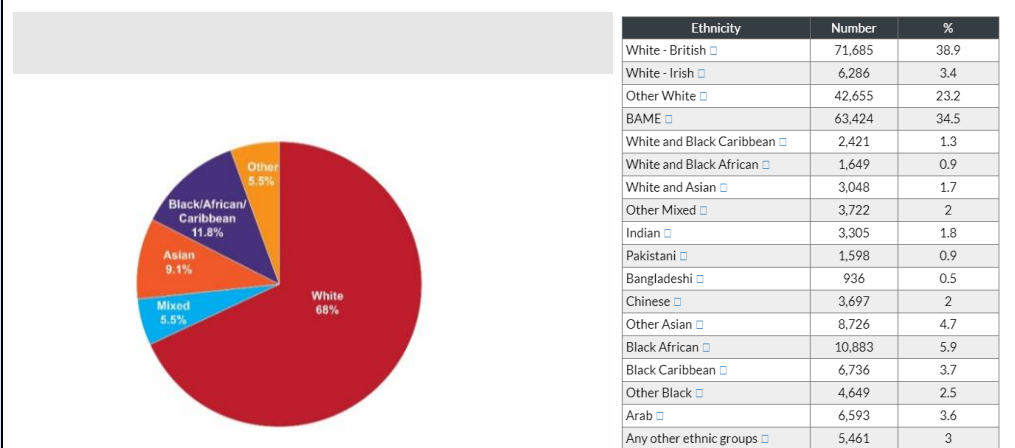
built environment accessible for people with sensory impairments, and that people with mental health or long-term limiting illnesses may have different requirements from their environment. It is for these reasons that we actively engaged with the Hammersmith and Fulham Disability Forum, the local user group representing disabled people.

Race

According to the Census 2011, 31.9% of the borough's population in 2011 belonged to ethnic groups other than White. The main ethnicity in the borough was White (68 %) followed by Black African/Caribbean origin (11.8%), Mixed (5.5%), Asian (9.1%) and the other (5.5%). In Hammersmith & Fulham, there has been a 45 % increase in the number of residents from Black and Minority ethnic groups between 2001 and 2011.

GLA population projections (2018)¹⁰ indicates that the main ethnicity in LBHF was White (British, Irish and other White) 65.5% followed by BAME 34.5% which included Black, Asian and Minority Ethnic.

Figure 5: Ethnic groups in Hammersmith & Fulham



Source: Office for National Statistics, Census 2011

Source: Greater London Authority¹¹, 2018

¹⁰ GLA Population Projections (<https://data.london.gov.uk/dataset/projections>)

¹¹ Ethnic makeup of Hammersmith and Fulham (2018), London Datastore, Greater London Authority

Religion

The religious profile of the borough is less diverse than in London as a whole. In 2011, 54.1% of residents in the borough were Christians, 10% Muslim and 23.8% stated that they had no religion. This partly reflects the ethnic profile of the borough, with a higher White population who are predominantly Christian and a lower Asian population who have a more diverse religious profile.

The policies in the SPD are not aimed specifically at religious groups, but it is noted that members of this population will also be represented through one or more other equality strands and that race and religion are often linked, meaning that benefits will be experienced by this group in more subtle ways. For example, through increased employment opportunities and quality of built environment.

Gender

In 2011, there were more females (51.3%) in the borough than males (48.7%). This was slightly higher than the regional and national average but still there were more females than males.

The economic activity rate for females was 70.1 % and for males 78.2%. These figures are higher than the London figures of 66% for females and 77.5% for males (Source: Census 2011).

Hammersmith & Fulham has a higher proportion of male residents in employment (85.7%) than the London (77.6%) and national averages (77.6%). The proportion of female residents in employment (66.9.1%) which is a bit less than the London (69.8%) and national averages (71.2%).¹²

For commentary regarding transgendered or transitioning people, see 'sexual orientation (and transgender)' below. For the assessment of policies, transgendered or transitioning people are represented in the gender category (see section 05).

Sexual Orientation (and transgender)

The nature of issues facing LGB people can be similar to transgendered or transitioning people as well, hence the council often use the term LGBT (lesbian, gay, bisexual and transgender). Data published by the Office for National Statistics (ONS) revealed that in 2019 4.5% of London's population were LGBT.

¹² Source: ONS annual population survey, Employment Jul 2020-Jun 2021, [Nomis](#)

	<p>There are no accurate statistics for the numbers of lesbian, gay and bisexual residents in the borough, the 2011 census recorded that 568 people (or 1.1% of couples), aged 16 and over, were living as same sex couples in Hammersmith and Fulham. In 2011, there were 299 same sex civil partnerships in the borough. This gives us some of the picture but within the parameters of the DTI figures, we note that these local statistics may hide single LGB people, or LGB people who have not entered into civil partnerships.</p> <p>We do not have specific data on transgendered or transitioning people. The policies in the SPD are not aimed specifically at LGBT people but it is noted that members of this population will also be represented through one or more other equality strands, meaning that benefits will be experienced by this group in more subtle ways. For example, through increased employment opportunities and quality of built environment.</p> <p>Conclusions</p> <p>The above document aims to set a context for the forth coming SPD with regards to the Councils Public Sector Equalities Duty as set out in s149 of the Equality Act 2010. The study completed here is grounded in a demographic study of the existing total population of the borough, both in the recent past and looks to demographic projections for the next few years. The document is then used to analyse impact of the Policies and strategies being proposed in the SPD on this demographic considering the Act. The document looks at what the implications are and what might be in future and sets out the steps the council will consider ensuring all are treated equally. The implementation of the SPD will be monitored on an ongoing basis as well as potential implications/impacts for/on the protected characteristics.</p>
New research	N/A

Section 04	Undertake and analyse consultation
Consultation	<p>The Railway Arches SPD consultation took place in November 2021.</p> <p>An internal consultation took place between May and June 2021. A public consultation including various working groups, the Hammersmith Bid and amenity groups took place between November and December 2021 in accordance with the consultation requirements of regulation 12 of the Town and Country Planning (Local Planning) (England) Regulations 2012.</p>

--	--

Analysis	<p>Methodology of the Analysis & Protected characteristics and the Public Sector Equality Duties PSED)</p> <p>This EQIA analyses the likely impacts of the Supplementary Planning Document principles on statutorily identified protected characteristics (age, disability, gender reassignment, marriage/civil partnership), pregnancy/maternity, race, religion/belief, sex, and sexual orientation), human rights and children's rights. It also assesses the proposed Railway Arches SPD against the Public Sector Equality Duties in s149 of the Equality Act 2010 which states that in the exercise of its functions the council must have due regard to the need to:</p> <ul style="list-style-type: none"> ▪ eliminate unlawful discrimination, harassment and victimisation and other conduct that is prohibited under the Act; ▪ advance equality of opportunity between people who share a protected characteristic and those who do not; and ▪ foster good relations between people who share a protected characteristic and those who do not. <p>The relevance of the policies to the protected characteristics is categorised as:</p> <ul style="list-style-type: none"> • High (H) • Medium (M) • Low (L) • Not Applicable (NA) <p>and the magnitude of the impact on the protected characteristics are categorised as:</p> <ul style="list-style-type: none"> • Positive (+), • Negative (-) • Neutral (blank) <p>The SPD touches upon the following topics (which are covered in more detail in the Local Plan):</p> <ul style="list-style-type: none"> • Local Economy and Employment (Policy E2 Land and premises for employment use) • Town and Local Centres (TLC1 Hierarchy of town and local centres) • Community Facilities, Leisure and Recreation (CF1 Supporting community facilities and services and CF2 Enhancement and retention of Community uses)
-----------------	--

- Design and Conservation (DC1 Built environment, DC2 Design of new build, DC4 Alterations and extensions, DC5 Shopfronts)
- Environmental Sustainability -residential amenity (CC10 Air Quality, CC11 Noise)
- Transport and Accessibility (T1 Transport, T2 Transport Assessment and Travel Plans, T3 Increasing the opportunities for cycling and walking, T4 Vehicle Parking Standards)
- Regeneration Areas (White City – East, White City- Shepherds Bush, South Fulham)

The section below assesses each principle against the protected characteristics as follows and sets out commentary relating to the way in which the Railway Arches SPD is likely to impact upon the protected characteristics:

1. Age
2. Disability
3. Gender reassignment
4. Marriage/ Civil Partnership
5. Pregnancy/ Maternity
6. Race
7. Religion/Belief
8. Sex
9. Sexual Orientation
10. Human/ Children's Rights Act

Section 05		Analysis of impact and outcomes										
Analysis	Key Principle	Age	Disability	Gender Reassignment	Marriage /Civil Partners hip	Pregnancy/Maternity	Race	Religion/Belief	Sex	Sexual Orientation	Human/Children's rights	Commentary
	AR1	M+	H+	N/A	N/A	H+	M+	N/A	N/A	N/A	M+	<p>The principle will retain and support existing employment which would help decrease the levels of unemployment in the borough and therefore would have positive impact on these characteristics</p> <p>The principle will control noise nuisance generated by traffic and activities within the arches thereby it will provide benefits to the residents of surrounding properties, will particularly benefit pregnant women and women with young children who are more likely to suffer exposure to the adverse impact of noise.</p> <p>The principle will ensure that design is inclusive and accessible to disabled people. High quality design for new structures and signage will improve the aesthetic appearance of the environment as well. The principle will also improve the public realm which it is considered it will benefit residents, including those in priority groups.</p> <p>The principle will enable opportunities for community and educational uses within the arches. This will have relevant positive impacts on people with impairments, young people, mother with children and those with different backgrounds.</p>
	AR2 – White City East	M+	M+	N/A	N/A	M+	N/A	N/A	N/A	N/A	N/A	The principle is of high relevance to and will positively impact on the

												protected characteristics of age, disability and pregnancy/maternity. The principle will enable opportunities for commercial facilities and small local businesses. This will have generally positive socio-economic impacts for all residents. The improvement of the public realm will have positive impacts on those with protected characteristics such as people with disabilities, mother and children
	AR3 – Shepherds Bush Market	H+	H+	N/A	N/A	N/A	H+	N/A	N/A	N/A	N/A	The principle is of particularly high relevance to the protected characteristics of age, disability and race. The key principle seeks to support and work with existing traders for the retention and improvement of the market which can benefit all people particularly those who have less mobility and existing employment uses as well as creating a vibrant place for younger and older generations. In addition, the market provides a variety and good range of diverse and ethnic foods which would help promoting race equality and inclusion.
	AR4 – South Fulham Riverside (Imperial Wharf)	M+	M+	N/A	N/A	M+	N/A	N/A	N/A	N/A	N/A	The principle will not generally impact on any protected characteristics.
	AR5- Albion Mews- Hammers mith Regenerat ion Area	M+	M	N/A	N/A	N/A	N/A	N/A	N/A	N/A	N/A	The principle will not generally impact on the protected characteristics. It seeks to direct retail and office uses within the town centre which will strengthen the role of the designated centre and enable opportunities for people of working age.

	<p><u>Human Rights and Children's Rights</u></p> <p>The Principles in the SPD will not affect Human Rights as defined by the Human Rights Act 1998. The Principles in the SPD are not likely to affect Children's Rights, as defined by the UNCRC 1992.</p>	
--	---	--

Section 06	Reducing any adverse impacts
Outcome of Analysis	<p>The equalities impact analysis of the proposed SPD has found that in general, there is unlikely to be any potential unlawful discrimination against protected groups associated with the implementation of these policies. However, the council welcomes comments from the public and other stakeholders on the findings of this equalities impact analysis.</p> <p>The analysis has shown that not all protected characteristics will be impacted upon in a similar manner by the implementation of the SPD. The analysis has revealed that, generally, the SPD Key Principles will have a POSITIVE or NEUTRAL impact upon all protected groups and characteristics and will improve the overall quality of life among people in these groups. The protected characteristics of Age, Disability, Pregnancy and Maternity will be positively impacted upon most by the implementation of the SPD. The implementation of the SPD through consideration and determination of planning applications is unlikely to adversely impact upon Human and Children's rights.</p> <p>The council will take the following actions to promote its equalities duties:</p> <ul style="list-style-type: none"> • it will monitor the implementation of the SPD on an ongoing basis. Potential issues that may adversely impact on the protected characteristics will be reported in the council's Monitoring Reports. The relevant SPD policies may then be amended accordingly, through a statutory review process, to help resolve these issues; • it will undertake public consultation on the SPD and associated documents, including the EQIA. The consultation will provide people with an opportunity to comment on the overall 'soundness' of the SPD policies, namely that they are 'justified', 'effective' and consistent with national and London Plan policy and meet local needs. In addition, people may comment on the EQIA and on the supporting sustainability appraisal; and • it will monitor the development of equalities legislation and associated case law to help ensure that the SPD remains legally compliant. <p>It is not considered the SPD will adversely affect human rights as defined by the Human Rights Act 1998. It is considered that the SPD will have a positive impact on children's rights under the United Nations Convention on the Rights of the Child (UNCRC), including the following:</p> <ul style="list-style-type: none"> • The right to life, survival and development; • Health and welfare rights, including rights for disabled children, the right to health and health care, and social security; and

	<ul style="list-style-type: none"> • The right to education, leisure, culture and the arts
--	---

Section 07	Action Plan					
Action Plan	Issue identified	Action (s) to be taken	When	Lead officer	Expected outcome	Date added to business/service plan
	Ensure that the SPD remains legally compliant with respect to equalities matters	Monitoring emerging equalities related case law and any future legislative amendments.	Ongoing	To be confirmed	The SPD will continue to remain legally compliant with respect to equalities matters.	N/A
	Ensuring that the plan making process promotes the Council's commitment to the involvement of people (including those with protected characteristics) in decision making.	Ensuring that adequate consultation is carried throughout the plan making process as well as through the implementation of the plan through the development management and regeneration procedures and practices.	Ongoing	To be confirmed	The Council will not only enable legal compliance, however it will be able to enable social inclusion.	N/A

Commented [JTH1]: Just a minor point- I have changed some references in places where it says the Local plan to the SPD. Do give a quick skim over for the entire document-it is easy to overlook.

Section 08	Agreement, publication and monitoring
Chief Officer sign-off	Name: David Gawthorpe Position: Team Leader – Policy & Spatial Planning Email: david.gawthorpe@lbhf.gov.uk Telephone No: 07776672861
Key Decision Report	Date of report to Cabinet/Cabinet Member to adopt Railway Arches SPD: March 2022

Section 09	References
	<p>Department for Communities and Local Government (2017), <i>The Town and Country Planning (Local Planning) (England) (Amendment) Regulations 2017</i>, available at < The Town and Country Planning (Local Planning) (England) (Amendment) Regulations 2017 (legislation.gov.uk)></p> <p>Disabled people's commission Hammersmith and Fulham (2018) <i>Nothing About Disabled People Without Disabled People Report</i>, available at https://www.lbhf.gov.uk/councillors-and-democracy/resident-led-commissions/disabled-people-s-commission</p> <p>Doug Pyper, House of Commons (2010), <i>The Public Sector Equality Duty and Equality Impact Assessments</i>, available at < http://www.parliament.uk/commons-library></p> <p>Greater London Authority (2018), <i>Hammersmith and Fulham Report</i>, London Area Profiles, London Database, available at < London Borough Overview (windows.net)></p> <p>GLA (2019), <i>London Wards Summary Measures Document</i>, available at < Indices of Deprivation - London Datastore></p> <p>Hammersmith and Fulham Council (2011), <i>Core Strategy-Local Development Framework</i>, Chapter 3 Challenges - Deprivation p.7, available at Core Strategy - Local Development Framework October 2011 (lbhf.gov.uk).</p> <p>Hammersmith & Fulham Council (2016), <i>Joint Health and Wellbeing Strategy 2016-2021</i>, available at < Health and Wellbeing Strategy LBHF></p> <p>Hammersmith and Fulham Council (2012), <i>2011 Census Statistics: Hammersmith and Fulham Briefing</i>, <Key statistics LBHF></p> <p>Hammersmith and Fulham Council (2021), <i>Consultation on our Draft Equalities Plan 2021-25</i>, available at < http://www.lbhf.gov.uk/equality></p> <p>Index of Multiple Deprivation (IMD) 2019, available at < Indices of Deprivation 2015 and 2019 (communities.gov.uk)></p> <p>Milan Ognjenovic, Business Intelligence Team (PSR), Hammersmith and Fulham Council (2018), <i>Borough Profile 2018</i>, available at <https://www.lbhf.gov.uk/councillors-and-democracy/about-hammersmith-fulham-council/ward-profiles></p> <p>Office for National Statistics (2011), <i>Census 2011</i>, available at < 2011 Census - Office for National Statistics (ons.gov.uk)></p> <p>Office for National Statistics (2021), <i>Population estimates 2020</i>, available at Population estimates - Office for National Statistics (ons.gov.uk)></p>

	<p>Office for National Statistics (2021), <i>Sexual Orientation UK</i>, available at <Sexual orientation, UK - Office for National Statistics (ons.gov.uk)></p> <p>UK Parliament (2010), <i>Equality Act 2010</i>, available at <untitled (legislation.gov.uk)></p> <p>GLA Data (2019) available at <Indices of Deprivation - London Datastore></p> <p>GLA Data (2020) available at <Trend-based population projections - London Datastore></p> <p>ONS Data (2020) available at <Population estimates for the UK, England and Wales, Scotland and Northern Ireland - Office for National Statistics (ons.gov.uk)></p>
--	---