



Ill health is both a cause and effect of homelessness. Homeless people are particularly vulnerable to illness, injury, and unhealthy lifestyles and often struggle to access health services, leading to some of the poorest health outcomes in the population. This factsheet highlights key indicators of health among homeless people in the borough of Hammersmith & Fulham.

KEY INDICATORS

Five of the most important indicators of health among the homeless population in Hammersmith & Fulham

1+ Long Term Health Condition Prevalence
79%
 H&F 41%

Mental Illness Prevalence
72%
 H&F 14%

Drug Dependency
69%
 H&F 4%

Alcohol Dependency
50%
 H&F 4%

Covid-19 Double Vaccination Rate
60%
 H&F 51%

Data in Context

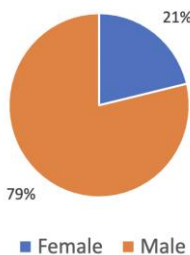
This factsheet offers a snapshot of the health of homeless people in Hammersmith & Fulham, summarising responses to a survey sent out to the 179 people in the supported accommodation pathway for rough sleepers at the beginning of August 2021. This includes people in hostels, assessment hubs, and the Starlight and Housing First services. Data may not fully reflect the health of the current rough sleeping population, of which there are 3 to 8 individuals on any given night in the borough. However, this population is very fluid and engagement with supported accommodation is efficient, so we can expect significant overlap with the surveyed group in terms of health status.



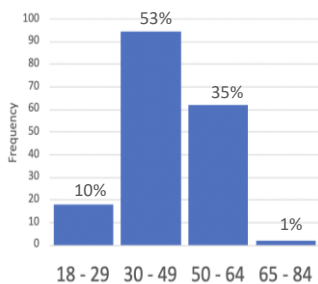
Survey Demographics

Among people in H&F supported accommodation the most prevalent social characteristics are White, Male, and 30 - 49 years old.

Sex



Age



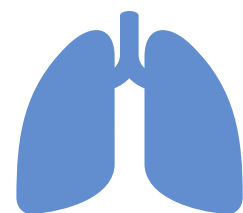
Long Term Conditions

79% have at least one LTC (including both physical and mental conditions and disabilities), compared to 41% of GP patients surveyed in Hammersmith & Fulham (2020).

Physical Health

34% Have 1 or more physical LTCs.

6% Have 2 or more physical LTCs.



Prevalence of most common physical LTCs:

Epilepsy	7% H&F 0.4%	↑ (x18)
Asthma	7% H&F 4.3%	●
COPD	5% H&F 0.9%	↑ (x6)
Diabetes	4% H&F 3.6%	●

99%

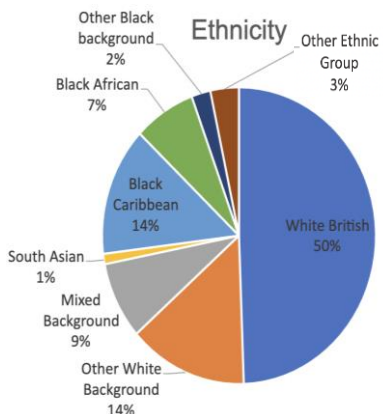
Registered with a GP

50%

In contact with the criminal justice system

19%

On probation supervision



Mental Health

Prevalence of mental health issues:

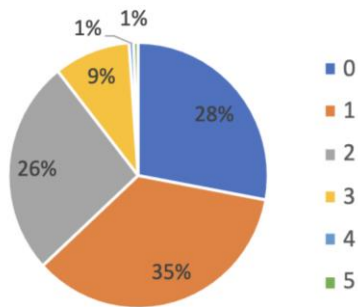


Only **24%** of those with mental health issues are currently under the care of a community mental health team.

22% have a history of being a mental health inpatient.



Number of Mental Health Diagnoses



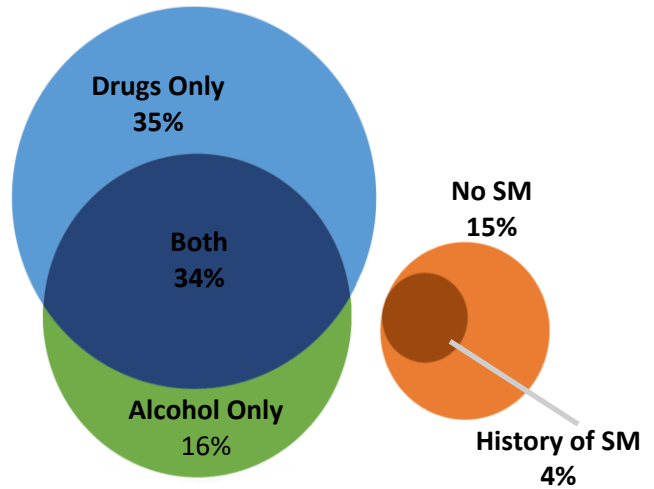
Prevalence of most common mental health diagnoses:

Depression	44% ↑ (x7)
	H&F 6.6%
Anxiety	33% ↑ (x3)
	H&F 12.0%
Schizophrenia	12% ↑ (x24)
	England 0.5%
Personality disorders	9% ■
	England 13.7%

Substance Misuse

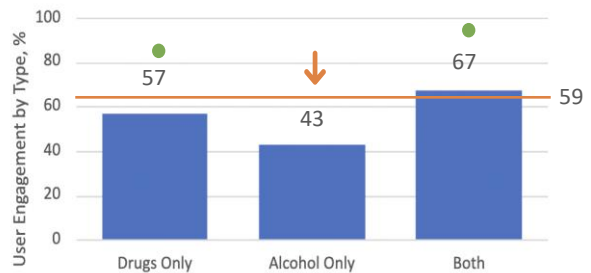
69% are dependent on drugs, compared to 4% in the H&F general population.

50% are dependent on alcohol, compared to 4% in the H&F general population.



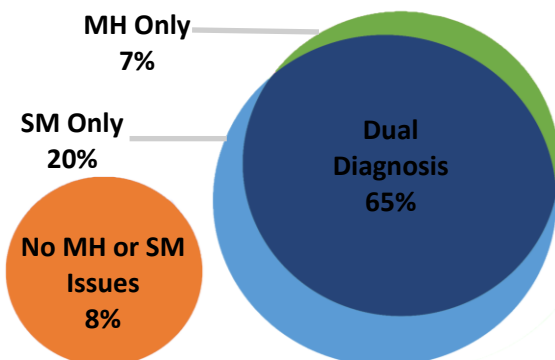
59% of all active users are engaging with SM services.

Engagement with Substance Misuse Services



Dual Diagnosis

Dual diagnosis refers to co-occurring mental health and substance misuse issues. Often, the two are entangled and feed into one another.



65% of people in supported accommodation have a dual diagnosis.


Covid-19 Vaccination Rate (26.08.21)

1st Dose

64%
H&F 59%

2nd Dose

60%
H&F 51%



Data Sources:

Institute of Public Care, 2020. *Projecting Adult Needs and Service Information System*.

NHS Digital, 2014. *Adult Psychiatric Morbidity Survey: Survey of Mental Health and Wellbeing*.

Public Health England, 2021. *Public Health Profiles*.

Public Health England, 2021. *Vaccinations in Hammersmith & Fulham*.

Whole Systems Integrated Care Dashboards for North West London Collaboration of Clinical Commissioning Groups, 2021. *Population Health Overview*.



Author: Léane Pajot **hammersmith & fulham**

Updated: August 2021 Review Date: August 2022