

## Property registration

We recommend that you register your bike on [www.immobilise.com](http://www.immobilise.com) using the bike's frame number.

Registration is easy and free. If you have your property stolen, registering with Immobilise greatly increases your chances of having it returned to you if recovered.

## Useful phone numbers

Hammersmith Police Station  
020 8246 2425

Shepherds Bush Police Station  
020 8246 2725

Fulham Police Station  
020 8246 2965

## Useful websites

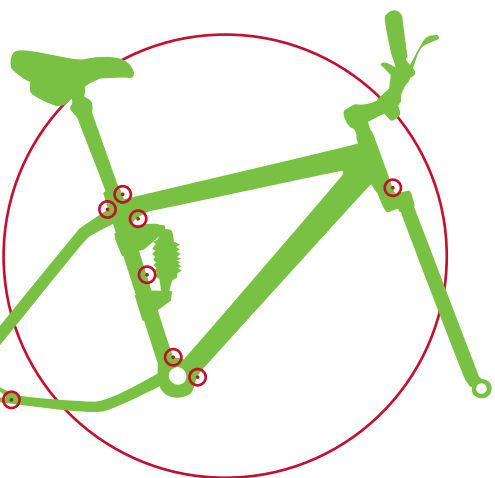
Hammersmith & Fulham Cyclists  
[www.hfcyclists.org.uk](http://www.hfcyclists.org.uk)

London Cycling Campaign  
[www.lcc.org.uk](http://www.lcc.org.uk)

To register goods  
[www.immobilise.com](http://www.immobilise.com)

For lock advice  
[www.soldsecure.com](http://www.soldsecure.com)

For general cycling safety information  
[www.bikeoff.org](http://www.bikeoff.org)



*This diagram shows where the frame number of your bike may be found.*

For more information on cycling in the borough visit  
[www.hfcyclists.org.uk](http://www.hfcyclists.org.uk)



[www.lbhf.gov.uk](http://www.lbhf.gov.uk)

Published by Hammersmith & Fulham Council. June 2006

Printed by Hammerprint. Tel: 020 8753 2235. File: Lf.PAD Cycle Crime leaflet.indd.

Printed on recycled paper



**Lock it  
or lose it**

# Bicycle security



Hammersmith & Fulham Council





## Locks and bolts

A good solid D-Lock is recommended. A more flexible lock with a sturdy padlock is useful for tricky spaces, or to use as well as a D-Lock if you have quick release wheels.

To make sure you know what you're paying for, see the lock testing standards at [www.soldsecure.com](http://www.soldsecure.com) which rates locks on how resistant they are to attack.



D-Lock



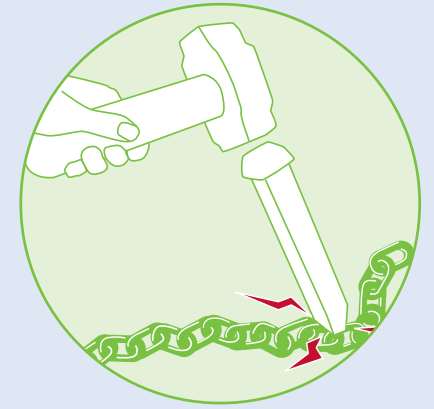

Extension cable



Heavy chain lock


When locking your bike, avoid the following:

- Don't attach it to a low post where a thief could lift it over.
- Don't leave a gap between the stand and the bike by fitting the lock too loosely. Thieves could then use tools to steal it.
- Don't leave chains or locks in contact with the ground, thieves could use a hammer and chisel to break it against the ground.



## Basic security rules for bikes

- Always lock a bike when leaving it, even if it's only for a few minutes.
- Don't leave bikes in isolated places.
- Park safely and considerately where your bike won't hamper others.
- Lock bikes through the frame and wheels to proper stands or robust street furniture.
- Remove smaller parts and accessories that can't be secured.



## Property marking

Property marking can act as a deterrent and will help the police return goods to you if they are stolen and recovered. An effective security marking must:

- **Be clearly visible** – Hidden marks should be backed up by visible ones.
- **Be securely fixed** – The marking will not deter a thief if it is easily removed.
- **Be placed in two separate locations** – They should not be placed on any part of the bike that is easily removable or replaceable.
- **Give clear information** – in order to quickly return it when recovered.