

Addison - Ward Overview

The ward is relatively affluent area.

The overall population is middle-aged and young, single, healthy and skilled. A high proportion of the population work in well paid professional jobs mainly in scientific and technical or financial and insurance activity sectors.

The ward is made up of 7 Lower Super Output Areas (LSOAs).





Demographic Overview and Funded Childcare

Population of 2-year-olds GLA	96	Forecast population for 2027: 86
Population of 3-and-4-year-olds GLA	224	Forecast population for 2027: 175
Population of 5-14-year-olds GLA	1,073	Forecast population for 2027: 874
Incidence of forthcoming new major housing developments and potential number of new dwellings up to 2025	0	
Estimated number of early years childcare places which would be required aligned to proposed new forthcoming housing developments	n/a	

Provision metrics in the Addison Ward

Number of Providers	Number of Registered Places	Number of Providers	Number of Registered Places
2 Private, Voluntary and Independent Day Nurseries and Pre-Schools	74	1 After School Club/Breakfast Club	39
0 LA Community Nursery Schools	n/a	0 Holiday Playschemes	
2 Nursery Classes in a School		Childcare places available per every child aged 0-4 years Within PVI early years childcare providers, LA community schools and childminders: 42 places/100 children	
4 Childminders	19		
Percentage of Early Years Childcare settings with vacancies in autumn 2022	0		
Percentage of Early Years Childcare settings with waiting lists in autumn 2022	50%		

Are there any childcare providers with an evident intention (in autumn 2022) to expand located in the Addison ward?		Type of Provider	Percentage of providers with intention to increase capacity...	Combined number of additional places...
<p style="text-align: center;">No</p>		Early Years Childcare Provider/Setting	0	n/a
		Out of School Childcare Provider	0	n/a
		Registered Childminder	0	n/a
<p>In terms of occupancy, what is there a greater incidence of?</p> <p style="padding-left: 40px;">a) Waiting Lists b) Vacancies</p> <p>among childcare providers located in the Addison in summer 2022?</p>		<p>100% of all relevant providers stated that they had seen a waiting increase in size since autumn 2021</p> <p>0 of the relevant providers stated that they had seen a waiting list decrease in size since autumn 2021</p>		
<p>Is sustainability of existing childcare providers a risk factor in the Addison ward as of summer 2022. (with 'risk' being denoted as greater than 30% of childcare providers stating they had sustainability concerns in summer 2022).</p>	<p style="text-align: center;">No</p>	<p>0 early years childcare providers/settings situated in the Addison ward stated that they were experiencing <i>ongoing</i> sustainability issues.</p>		
<p>Conclusion:</p> <p>Future demand for early years childcare places and out of school childcare places will in all probability be met by existing provision over the three years - moving toward 2025. However, this sufficiency situation will require monitoring.</p>				

Askew ward - Ward Overview

The ward is relatively affluent area although pockets of deprivation exist even in the more affluent parts of the ward.

The overall population is middle-aged and young, single, healthy and skilled.

However, even though the ward is relatively affluent there still exists a number of deprived areas particularly Emlyn Gardens Estate, Becklow Gardens Estate and Warple Way.



Demographic Overview and Funded Childcare

Population of 2 year olds GLA	183	Forecast population for 2027: 154
Population of 3 and 4 year olds GLA	381	Forecast population for 2027: 306
Population of 5-14 year olds GLA	1,652	Forecast population for 2027: 1,627
Incidence of forthcoming new major housing developments and potential number of new dwellings up to 2025	87	
Estimated number of early years childcare places which would be required aligned to proposed new forthcoming housing developments	11	

Provision metrics in the Askew Ward

Number of Providers	Number of Registered Places	Number of Providers	Number of Registered Places
5 Private, Voluntary and Independent Day Nurseries and Pre-Schools	183	3 After School Club/ Breakfast Club	155
1 LA Community Nursery Schools	70	0 Holiday Playschemes	
3 Nursery Classes in a School		Childcare places available per every child aged 0-4 years With PVI early years childcare providers, LA community schools and childminders = 85 places/100 children	
14 Childminders	71		
Percentage of Early Years Childcare settings with vacancies in autumn 2022	50%		
Percentage of Early Years Childcare settings with waiting lists in autumn 2022	33%		

Are there any childcare providers with an evident intention (in autumn 2022) to expand located in the Askew ward?	Yes	Type of Provider	Percentage of providers with intention to increase capacity...	Combined number of additional places...
		Early Years Childcare Provider/Setting	33%	Not stated: one setting intends to open a second room space
		Out of School Childcare Provider	0	n/a
		Registered Childminder	17%	n/a
In terms of occupancy, what is there a greater incidence of? a) Waiting Lists b) Vacancies among childcare providers located in the Askew ward in summer 2022?	Waiting Lists/ Vacancies	0 of all relevant providers stated that they had seen a waiting increase in size since autumn 2021 20% of the relevant providers stated that they had seen a waiting list decrease in size since autumn 2021		
Is sustainability of existing childcare providers a risk factor in the Askew ward as of summer 2022. (with 'risk' being denoted as greater than 30% of childcare providers stating they had sustainability concerns in summer 2022).	No	20% of early years childcare providers/settings situated in the insert ward stated that they were experiencing <i>ongoing</i> sustainability issues – and a repeated theme was: a reduction in fee paying places being occupied.		
As part of the 2022 H&F CSA Parents Survey: All responding parents and carers were invited to state any types of <i>formal</i> childcare that they would like to access in the near future, which they were not accessing in autumn 2022?	Most frequent type of formal childcare evidently envisaged will be accessed in the future		Second most frequent type of formal childcare evidently envisaged will be accessed in the future	
	Day Nursery		Nanny/Au-Pair	
Conclusion: Future demand for early years childcare places and out of school childcare places will in all probability be met by existing provision over the three years - moving toward 2025. However, this sufficiency situation will require monitoring.				

Avonmore and Brook Green - Ward Overview

The ward is generally a very affluent area.

The overall population is middle-aged and young, single, healthy and skilled.

Even though the ward is generally affluent there still exists areas of deprivation including Lytton Estate, Springvale Estate and Linacre Court.



Demographic Overview and Funded Childcare

Population of 2 year olds GLA	79	Forecast population for 2027: 65
Population of 3 and 4 year olds GLA	188	Forecast population for 2027: 135
Population of 5-14 year olds GLA	886	Forecast population for 2027: 770
Incidence of forthcoming new housing developments and potential number of new dwellings up to 2025	255	
Estimated number of early years childcare places which would be required aligned to proposed new forthcoming housing developments	33	

Provision metrics in the Avonmore and Brook Green Ward

Number of Providers	Number of Registered Places	Number of Providers	Number of Registered Places
6 Private, Voluntary and Independent Day Nurseries and Pre-Schools	171	1 After School Club/Breakfast Club	90
1 LA Community Nursery Schools	60	1 Holiday Playscheme	
2 Nursery Classes in a School		Childcare places available per every child aged 0-4 years	
5 Childminders	25	With PVI early years childcare providers, LA community schools and childminders = 100 places/100 children	
Percentage of Early Years Childcare settings with vacancies in autumn 2022	50%		
Percentage of Early Years Childcare settings with waiting lists in autumn 2022	50%		

Are there any childcare providers with an evident intention (in autumn 2022) to expand located in the Avonmore and Brook Green ward?	No	Type of Provider	Percentage of providers with intention to increase capacity...	Combined number of additional places...
		Early Years Childcare Provider/Setting	0	n/a
		Out of School Childcare Provider	0	n/a
		Registered Childminder	0	n/a
In terms of occupancy, what is there a greater incidence of: a) Waiting Lists b) Vacancies among childcare providers located in the Avonmore and Brook Green ward in summer 2022?	Relatively Equal Incidence	50% of all relevant providers stated that they had seen a waiting increase in size since autumn 2021 0 of the relevant providers stated that they had seen a waiting list decrease in size since autumn 2021		
Is sustainability of existing childcare providers a risk factor in the as of summer 2022. (with 'risk' being denoted as greater than 30% of childcare providers stating they had sustainability concerns in summer 2022).	No	One early years childcare providers/settings situated in the Avonmore and Brook Green stated that they were experiencing <i>ongoing</i> sustainability issues, which was related to revenue generation and investment.		
As part of the 2022 H&F CSA Parents Survey: All responding parents and carers were invited to state any types of <i>formal</i> childcare that they would like to access in the near future, which they were not accessing in autumn 2022?	Most frequent type of formal childcare evidently envisaged will be accessed in the future		Second most frequent type of formal childcare evidently envisaged will be accessed in the future	
	Pre-School/Playgroup		Nursery Class in a School	
<p>Conclusion:</p> <p>Future demand for early years childcare places and out of school childcare places will in all probability be met by existing provision over the three years - moving toward 2025. However, this sufficiency situation will require monitoring.</p>				

College Park and Old Oak - Ward Overview

The ward is ranked the most deprived area in Hammersmith and Fulham.

The overall population is middle-aged and young, single and comparatively unskilled.

A large proportion of the ward is classed as being a deprived area, particularly North Wormholt Estate, Wood Lane Estate and Old Oak Estate.




Demographic Overview and Funded Childcare

Population of 2 year olds GLA	168	Forecast population for 2027: 301
Population of 3 and 4 year olds GLA	274	Forecast population for 2027: 515
Population of 5-14 year olds GLA	1,366	Forecast population for 2027: 2,332
Incidence of forthcoming new housing developments and potential number of new dwellings up to 2025	4,137	
Estimated number of early years childcare places which would be required aligned to proposed new forthcoming housing developments	537	

Provision metrics in the College Park and Old Oak Ward

Number of Providers	Number of Registered Places	Number of Providers	Number of Registered Places
1 Private, Voluntary and Independent Day Nurseries and Pre-Schools	80	3 After School Club/Breakfast Club	144
0 LA Community Nursery Schools	n/a	1 Holiday Playscheme	
4 Nursery Classes in a School		Childcare places available per every child aged 0-4 years	
8 Childminders	39	Within PVI early years childcare providers, LA community schools and childminders 43 places/100 children	
Percentage of Early Years Childcare settings with vacancies in autumn 2022	100%		
Percentage of Early Years Childcare settings with waiting lists in autumn 2022	50%		

Are there any childcare providers with an evident intention (in autumn 2022) to expand located in the College Park and Old Oak Ward ward?	No	Type of Provider	Percentage of providers with intention to increase capacity...	Combined number of additional places...
		Early Years Childcare Provider/Setting	0	n/a
		Out of School Childcare Provider	0	n/a
		Registered Childminder	0	n/a
In terms of occupancy, what is there a greater incidence of: a) Waiting Lists b) Vacancies among childcare providers located in the College Park and Old Oak ward in summer 2022?	Waiting Lists/  Vacancies	50% of all relevant providers stated that they had seen a waiting increase in size since autumn 2021 0 of the relevant providers stated that they had seen a waiting list decrease in size since autumn 2021		
Is sustainability of existing childcare providers a risk factor in the College Park and Old Oak ward as of summer 2022. <small>(with 'risk' being denoted as greater than 30% of childcare providers stating they had sustainability concerns in summer 2022).</small>	No	0 early years childcare providers/settings situated in the College Park and Old Oak ward stated that they were experiencing <i>ongoing</i> sustainability issues.		
As part of the 2022 H&F CSA Parents Survey: All responding parents and carers were invited to state any types of <i>formal</i> childcare that they would like to access in the near future, which they were not accessing in autumn 2022?	Most frequent type of formal childcare evidently envisaged will be accessed in the future		Second most frequent type of formal childcare evidently envisaged will be accessed in the future	
	Day Nursery		Out of School Childcare	
<p>Conclusion:</p> <p>Future demand for early years childcare places may not be met fully by the uptake of existing vacant places. Provision will need to be planned for an increase in demand for both out of school places and early years childcare places.</p>				

Fulham Broadway - Ward Overview

The ward is generally an affluent area.

The overall population is middle-aged and young, single, healthy and skilled.

Even though the ward is generally affluent there still exists a number of deprived areas particularly Clem Attlee Estate, Vanston Place and Peabody Estate.



Demographic Overview and Funded Childcare

Population of 2 year olds GLA	100	Forecast population for 2027: 85
Population of 3 and 4 year olds GLA	188	Forecast population for 2027: 156
Population of 5-14 year olds GLA	1,027	Forecast population for 2027: 824
Incidence of forthcoming new housing developments and potential number of new dwellings up to 2025	0	
Estimated number of early years childcare places which would be required aligned to proposed new forthcoming housing developments	n/a	

Provision metrics in the Fulham Broadway Ward

Number of Providers	Number of Registered Places	Number of Providers	Number of Registered Places
3 Private, Voluntary and Independent Day Nurseries and Pre-Schools	137	N/a After School Club / Breakfast Club	n/a
0 LA Community Nursery Schools	n/a	0 Holiday Playschemes	
2 Nursery Classes in a School		Childcare places available per every child aged 0-4 years	
4 Childminders	27	With PVI early years childcare providers, LA community schools and childminders = 87 places/100 children	
Percentage of Early Years Childcare settings with vacancies in autumn 2022	0		
Percentage of Early Years Childcare settings with waiting lists in autumn 2022	100%		

Are there any childcare providers with an evident intention (in autumn 2022) to expand located in the Fulham Broadway ward?	Yes	Type of Provider	Percentage of providers with intention to increase capacity...	Combined number of additional places...
		Early Years Childcare Provider/Setting	0	n/a
		Out of School Childcare Provider	0	n/a
		Registered Childminder	17%	n/a
In terms of occupancy, what is there a greater incidence of? a) Waiting Lists b) Vacancies among childcare providers located in the Fulham Broadway ward as of summer 2022?	Waiting Lists/ Vacancies	0 of all relevant providers stated that they had seen a waiting increase in size since autumn 2021 and: 0 of the relevant providers stated that they had seen a waiting list decrease in size since autumn 2021		
Is sustainability of existing childcare providers a risk factor in the Fulham Broadway as of summer 2022. (with 'risk' being denoted as greater than 30% of childcare providers stating they had sustainability concerns in summer 2022).	No	One early years childcare providers/settings situated in the Fulham Broadway ward stated that they were experiencing challenges with recruitment of staff.		
Conclusion: Future demand for early years childcare places and out of school childcare places will in all probability be met by existing provision over the three years - moving toward 2025. However, this sufficiency situation will require monitoring.				

Fulham Reach – Ward Overview

The ward is generally very affluent area.

The overall population is middle-aged and young, single, healthy and skilled.

Even though the ward is generally very affluent there still exists a number of deprived areas particularly Bayonne Road Estate, and Field Road / Margravine Estate.



Demographic Overview and Funded Childcare

Population of 2 year olds GLA	96	Forecast population for 2027: 93
Population of 3 and 4 year olds GLA	175	Forecast population for 2027: 166
Population of 5-14 year olds GLA	872	Forecast population for 2027: 786
Incidence of forthcoming new housing developments and potential number of new dwellings up to 2025	94	
Estimated number of early years childcare places which would be required aligned to proposed new forthcoming housing developments	19	

Provision metrics in the Fulham Reach Ward

Number of Providers	Number of Registered Places	Number of Providers	Number of Registered Places
3 Private, Voluntary and Independent Day Nurseries and Pre-Schools	170	1 After School Club/Breakfast Club	30
1 LA Community Nursery Schools	60	2 Holiday Playschemes	
1 Nursery Classes in a School		Childcare places available per every child aged 0-4 years	
7 Childminders	40	With PVI early years childcare providers, LA community schools and childminders =	
Percentage of Early Years Childcare settings with vacancies in autumn 2022	100%	100 places/100 children	
Percentage of Early Years Childcare settings with waiting lists in autumn 2022	50%		

Are there any childcare providers with an evident intention (in autumn 2022) to expand located in the Fulham Reach ward?	No	Type of Provider	Percentage of providers with intention to increase capacity...	Combined number of additional places...
		Early Years Childcare Provider/Setting	0	n/a
		Out of School Childcare Provider	0	n/a
		Registered Childminder	0	n/a
In terms of occupancy, what is there a greater incidence of? a) Waiting Lists b) Vacancies among childcare providers located in the Fulham Reach in summer 2022?	Waiting Lists/ Vacancies	0 relevant providers stated that they had seen a waiting increase in size since autumn 2021 0 relevant providers stated that they had seen a waiting list decrease in size since autumn 2021		
Is sustainability of existing childcare providers a risk factor in the Fulham Reach as of summer 2022. (with 'risk' being denoted as greater than 30% of childcare providers stating they had sustainability concerns in summer 2022).	No	0 early years childcare providers/settings situated in the Fulham Reach ward stated that they were experiencing <i>ongoing</i> sustainability issues.		
As part of the 2022 H&F CSA Parents Survey: All responding parents and carers were invited to state any types of <i>formal</i> childcare that they would like to access in the near future, which they were not accessing in autumn 2022?	Most frequent type of formal childcare evidently envisaged will be accessed in the future		Second most frequent type of formal childcare evidently envisaged will be accessed in the future	
	Day Nursery		Pre-School/Playgroup	
Conclusion: Future demand for early years childcare places and out of school childcare places will in all probability be met by existing provision over the three years - moving toward 2025. However, this sufficiency situation will require monitoring.				

Hammersmith Broadway - Ward Overview

The ward is generally very affluent area.

The overall population is middle-aged and young, single, healthy and skilled.

Even though the ward is generally affluent there still exists a number of deprived areas particularly Queen Caroline Estate, Ashcroft Square, Riverside Gardens and Peabody Estate.



Demographic Overview and Funded Childcare

Population of 2 year olds GLA	108	Forecast population for 2027: 111
Population of 3 and 4 year olds GLA	237	Forecast population for 2027: 207
Population of 5-14 year olds GLA	1,258	Forecast population for 2027: 1,208
Incidence of forthcoming new housing developments and potential number of new dwellings up to 2025	3,439	
Estimated number of early years childcare places which would be required aligned to proposed new forthcoming housing developments	447	

Provision metrics in the Hammersmith Broadway Ward

Number of Providers	Number of Registered Places	Number of Providers	Number of Registered Places
1 Private, Voluntary and Independent Day Nurseries and Pre-Schools	133	n/a After School Club/Breakfast Club	n/a
0 LA Community Nursery Schools	n/a	3 Holiday Playschemes	
2 Nursery Classes in a School		Childcare places available per every child aged 0-4 years	
9 Childminders	46	With PVI early years childcare providers, LA community schools and childminders =	
Percentage of Early Years Childcare settings with vacancies in autumn 2022	100%	75 places/100 children	
Percentage of Early Years Childcare settings with waiting lists in autumn 2022	0%		

Are there any childcare providers with an evident intention (in autumn 2022) to expand located in the Hammersmith Broadway ward?	No	Type of Provider	Percentage of providers with intention to increase capacity...	Combined number of additional places...
		Early Years Childcare Provider/Setting	0	n/a
		Out of School Childcare Provider	0	n/a
		Registered Childminder	0	n/a

<p>In terms of occupancy, what is there a greater incidence of?</p> <p>a) Waiting Lists b) Vacancies</p> <p>among childcare providers located in the Hammersmith Broadway in summer 2022?</p>	<p>Waiting Lists/ Vacancies</p>	<p>0 relevant providers stated that they had seen a waiting increase in size since autumn 2021</p> <p>0 relevant providers stated that they had seen a waiting list decrease in size since autumn 2021</p>	
<p>Is sustainability of existing childcare providers a risk factor in the Hammersmith Broadway as of summer 2022. (with 'risk' being denoted as greater than 30% of childcare providers stating they had sustainability concerns in summer 2022).</p>	<p>No</p>	<p>0 early years childcare providers/settings situated in the Hammersmith Broadway ward stated that they were experiencing <i>ongoing</i> sustainability issues.</p>	
<p>As part of the 2022 H&F CSA Parents Survey: All responding parents and carers were invited to state any types of <i>formal</i> childcare that they would like to access in the near future, which they were not accessing in autumn 2022?</p>	<p>Most frequent type of formal childcare evidently envisaged will be accessed in the future</p>	<p>Second most frequent type of formal childcare evidently envisaged will be accessed in the future</p>	
	<p>Day Nursery</p>	<p>Pre-School/Playgroup</p>	
<p>Conclusion:</p> <p>Future demand for early years childcare places and out of school childcare places will in all probability be met by existing provision over the three years - moving toward 2025. However, this sufficiency situation will require monitoring.</p>			

Munster - Ward Overview

The ward is generally very affluent area.

The overall population is middle-aged and young, single, healthy and skilled.

Even though the ward is generally very affluent there still exists a number of deprived areas particularly Aintree Estate which suffer from multiple interlinked problems.



Demographic Overview and Funded Childcare

Population of 2 year olds GLA	104	Forecast population for 2027: 90
Population of 3 and 4 year olds GLA	211	Forecast population for 2027: 163
Population of 5-14 year olds GLA	1,127	Forecast population for 2027: 967
Incidence of forthcoming new housing developments and potential number of new dwellings up to 2025	0	
Estimated number of early years childcare places which would be required aligned to proposed new forthcoming housing developments	n/a	

Provision metrics in the Munster Ward

Number of Providers	Number of Registered Places	Number of Providers	Number of Registered Places
0 Private, Voluntary and Independent Day Nurseries and Pre-Schools	n/a	2 After School Club/Breakfast Club	135
0 LA Community Nursery Schools	n/a	1 Holiday Playscheme	
4 Nursery Classes in a School		Childcare places available per every child aged 0-4 years	
0 Childminders	n/a	With PVI early years childcare providers, LA community schools and childminders =	
Percentage of Early Years Childcare settings with vacancies in autumn 2022	n/a	0 places/100 children	
Percentage of Early Years Childcare settings with waiting lists in autumn 2022	n/a		

Are there any childcare providers with an evident intention (in autumn 2022) to expand located in the Munster ward?	No	Type of Provider	Percentage of providers with intention to increase capacity...	Combined number of additional places...
		Early Years Childcare Provider/Setting	0	n/a
		Out of School Childcare Provider	0	n/a
		Registered Childminder	0	n/a
Is sustainability of existing childcare providers a risk factor in the Munster as of summer 2022. (with 'risk' being denoted as greater than 30% of childcare providers stating they had sustainability concerns in summer 2022).	No	0 early years childcare providers/settings situated in the Munster ward stated that they were experiencing <i>ongoing</i> sustainability issues.		
As part of the 2022 H&F CSA Parents Survey: All responding parents and carers were invited to state any types of <i>formal</i> childcare that they would like to access in the near future, which they were not accessing in autumn 2022?	Most frequent type of formal childcare evidently envisaged will be accessed in the future		Second most frequent type of formal childcare evidently envisaged will be accessed in the future	
	Day Nursery		Holiday Playscheme	
<p>Conclusion:</p> <p>Future demand for early years childcare places and out of school childcare places will in all probability be met by existing provision over the three years - moving toward 2025. However, this sufficiency situation will require monitoring.</p>				

North End - Ward Overview

The ward is relatively affluent area but it has pockets of deprivation.

The overall population is middle-aged and young, single, healthy and skilled.

Even though the ward is relatively affluent there still exists a number of deprived areas particularly West Kensington Estate, Gibbs Green Estate and Maystar (Star Road) Estate.



Demographic Overview and Funded Childcare

Population of 2 year olds GLA	80	Forecast population for 2027: 73
Population of 3 and 4 year olds GLA	174	Forecast population for 2027: 146
Population of 5-14 year olds GLA	865	Forecast population for 2027: 781
Incidence of forthcoming new housing developments and potential number of new dwellings up to 2025	3,001	
Estimated number of early years childcare places which would be required aligned to proposed new forthcoming housing developments	600	

Provision metrics in the North End Ward

Number of Providers	Number of Registered Places	Number of Providers	Number of Registered Places	
2 Private, Voluntary and Independent Day Nurseries and Pre-Schools	45	n/a After School Club/Breakfast Club	n/a	
0 LA Community Nursery Schools	n/a	0 Holiday Playschemes		
1 Nursery Classes in a School		Childcare places available per every child aged 0-4 years		
4 Childminders	22	With PVI early years childcare providers, LA community schools and childminders = 38 places/100 children		
Percentage of Early Years Childcare settings with vacancies in autumn 2022	0			
Percentage of Early Years Childcare settings with waiting lists in autumn 2022	100%			
Are there any childcare providers with an evident intention		Type of Provider	Percentage of providers with intention to increase capacity...	Combined number of additional places...

(in autumn 2022) to expand located in the North End ward?	No	Early Years Childcare Provider/Setting	0	n/a
		Out of School Childcare Provider	0	n/a
		Registered Childminder	0	n/a
In terms of occupancy, what is there a greater incidence of? a) Waiting Lists b) Vacancies among childcare providers located in the North End in summer 2022?	Waiting Lists/ Vacancies	0 relevant providers stated that they had seen a waiting increase in size since autumn 2021 0 relevant providers stated that they had seen a waiting list decrease in size since autumn 2021		
Is sustainability of existing childcare providers a risk factor in the North End as of summer 2022. (with 'risk' being denoted as greater than 30% of childcare providers stating they had sustainability concerns in summer 2022).	No	0 early years childcare providers/settings situated in the North End ward stated that they were experiencing <i>ongoing</i> sustainability issues.		
As part of the 2022 H&F CSA Parents Survey: All responding parents and carers were invited to state any types of <i>formal</i> childcare that they would like to access in the near future, which they were not accessing in autumn 2022?	Most frequent type of formal childcare evidently envisaged will be accessed in the future		Second most frequent type of formal childcare evidently envisaged will be accessed in the future	
	Pre-School/Playgroup		Holiday Playscheme	
<p>Conclusion:</p> <p>Future demand for early years childcare places may not be met fully by the uptake of any future vacant places. Provision may need to be planned for an increase in demand for both out of school places and early years childcare places.</p>				

Palace Riverside - Ward Overview

The ward is very affluent area.

The overall population is middle-aged and elderly, single, healthy and skilled.

Even though the ward is generally very affluent there still exists some deprived areas particularly Robert Owen House.



Demographic Overview and Funded Childcare

Population of 2 year olds GLA	59	Forecast population for 2027: 52
Population of 3 and 4 year olds GLA	155	Forecast population for 2027: 118
Population of 5-14 year olds GLA	823	Forecast population for 2027: 728
Incidence of forthcoming new housing developments and potential number of new dwellings up to 2025	943	
Estimated number of early years childcare places which would be required aligned to proposed new forthcoming housing developments	123	

Provision metrics in the Palace Riverside Ward

Number of Providers	Number of Registered Places	Number of Providers	Number of Registered Places
6 Private, Voluntary and Independent Day Nurseries and Pre-Schools	223	1 After School Club/Breakfast Club	40
0 LA Community Nursery Schools	n/a	3 Holiday Playschemes	
0 Nursery Classes in a School		Childcare places available per every child aged 0-4 years	
2 Childminders	11	With PVI early years childcare providers, LA community schools and childminders = 100 places/100 children	
Percentage of Early Years Childcare settings with vacancies in autumn 2022	0		
Percentage of Early Years Childcare settings with waiting lists in autumn 2022	100%		

Are there any childcare providers with an evident intention (in autumn 2022) to expand located in the Palace Riverside ward?	No	Type of Provider	Percentage of providers with intention to increase capacity...	Combined number of additional places...
		Early Years Childcare Provider/Setting	0	n/a
		Out of School Childcare Provider	0	n/a
		Registered Childminder	0	n/a
In terms of occupancy, what is there a greater incidence of? a) Waiting Lists b) Vacancies among childcare providers located in the Palace Riverside in summer 2022?	Waiting Lists Vacancies	0 relevant providers stated that they had seen a waiting increase in size since autumn 2021 0 relevant providers stated that they had seen a waiting list decrease in size since autumn 2021		
Is sustainability of existing childcare providers a risk factor in the Palace Riverside ward as of summer 2022. (with 'risk' being denoted as greater than 30% of childcare providers stating they had sustainability concerns in summer 2022).	No	One early years childcare provider/setting situated in the Palace Riverside ward stated that they were experiencing challenges with the recruitment of staff.		
As part of the 2022 H&F CSA Parents Survey: All responding parents and carers were invited to state any types of <i>formal</i> childcare that they would like to access in the near future, which they were not accessing in autumn 2022?	Most frequent type of formal childcare evidently envisaged will be accessed in the future		Second most frequent type of formal childcare evidently envisaged will be accessed in the future	
	After School Club		Holiday Playscheme	
Conclusion Future demand for early years childcare places and out of school childcare places will in all probability be met by existing provision over the three years - moving toward 2025. However, this sufficiency situation will require monitoring. Existing providers may need to prepare for an increase in demand.				

Parsons Green and Walham - Ward Overview

The ward is a very affluent area.

The overall population is middle-aged and young, single, healthy and skilled.

Even though the ward is generally affluent there still exists a number of deprived areas particularly Walham Green Court, Astor Court and Sandford Manor.



Demographic Overview and Funded Childcare

Population of 2 year olds GLA	121	Forecast population for 2027: 110
Population of 3 and 4 year olds GLA	276	Forecast population for 2027: 236
Population of 5-14 year olds GLA	1,411	Forecast population for 2027: 1,317
Incidence of forthcoming new housing developments and potential number of new dwellings up to 2025	1,792	
Estimated number of early years childcare places which would be required aligned to proposed new forthcoming housing developments	232	

Provision metrics in the Parsons Green and Walham Ward

Number of Providers	Number of Registered Places	Number of Providers	Number of Registered Places
7 Private, Voluntary and Independent Day Nurseries and Pre-Schools	406	n/a After School Club/Breakfast Club	n/a
0 LA Community Nursery Schools	n/a	2 Holiday Playschemes	
1 Nursery Classes in a School		Childcare places available per every child aged 0-4 years	
4 Childminders	22	With PVI early years childcare providers, LA community schools and childminders = 100 places/100 children	
Percentage of Early Years Childcare settings with vacancies in autumn 2022	n/a		
Percentage of Early Years Childcare settings with waiting lists in autumn 2022	n/a		

Are there any childcare providers with an evident intention (in autumn 2022) to expand located in the Parsons Green and Walham ward?	No	Type of Provider	Percentage of providers with intention to increase capacity...	Combined number of additional places...
		Early Years Childcare Provider/Setting	0	n/a
		Out of School Childcare Provider	0	n/a
		Registered Childminder	0	n/a
As part of the 2022 H&F CSA Parents Survey: All responding parents and carers were invited to state any types of <i>formal</i> childcare that they would like to access in the near future, which they were not accessing in autumn 2022?	Most frequent type of formal childcare evidently envisaged will be accessed in the future		Second most frequent type of formal childcare evidently envisaged will be accessed in the future	
	Day Nursery		Out of School Childcare	
<p>Conclusion</p> <p>Future demand for early years childcare places may not be met fully by existing vacant places. Provision will need to be planned for an increase in demand for both out of school places and early years childcare places.</p>				

Ravenscourt Park - Ward Overview

The ward is generally very affluent area.

The overall population is middle-aged and young, single, healthy and skilled.

Even though the ward is generally affluent there still exists a number of deprived areas particularly Flora Gardens Estate, Ashchurch Court, Chambon Estate, Chisholm Court and Standish.



Demographic Overview and Funded Childcare

Population of 2 year olds GLA	90	Forecast population for 2027: 78
Population of 3 and 4 year olds GLA	203	Forecast population for 2027: 160
Population of 5-14 year olds GLA	1,124	Forecast population for 2027: 921
Incidence of forthcoming new housing developments and potential number of new dwellings up to 2025	754	
Estimated number of early years childcare places which would be required aligned to proposed new forthcoming housing developments	98	

Provision metrics in the Ravenscourt Park Ward

Number of Providers	Number of Registered Places	Number of Providers	Number of Registered Places
5 Private, Voluntary and Independent Day Nurseries and Pre-Schools	310	n/a After School Club/Breakfast Club	n/a
0 LA Community Nursery Schools	n/a	2 Holiday Playschemes	
3 Nursery Classes in a School		Childcare places available per every child aged 0-4 years	
3 Childminders	14	With PVI early years childcare providers, LA community schools and childminders = 100 places/100 children	
Percentage of Early Years Childcare settings with vacancies in autumn 2022	60%		
Percentage of Early Years Childcare settings with waiting lists in autumn 2022	40%		

Are there any childcare providers with an evident intention (in autumn 2022) to expand located in the Ravenscourt Park ward?	Yes	Type of Provider	Percentage of providers with intention to increase capacity...	Combined number of additional places...
		Early Years Childcare Provider/Setting	17% [Flora Gardens]	Redevelop school building
		Out of School Childcare Provider	0	n/a
		Registered Childminder	0	n/a
In terms of occupancy, what is there a greater incidence of? c) Waiting Lists d) Vacancies among childcare providers located in the Ravenscourt Park in summer 2022?	Waiting Lists/ Vacancies	33% of all relevant providers stated that they had seen a waiting increase in size since autumn 2021 0 of the relevant providers stated that they had seen a waiting list decrease in size since autumn 2021		
Is sustainability of existing childcare providers a risk factor in the Ravenscourt Park as of summer 2022. (with 'risk' being denoted as greater than 30% of childcare providers stating they had sustainability concerns in summer 2022).	Yes	33% of early years childcare providers/settings situated in the insert ward stated that they were experiencing <i>ongoing</i> sustainability issues – and repeated themes were: 1. Reduced number of fee paying parents 2. Recruitment and Retention challenges		
As part of the 2022 H&F CSA Parents Survey: All responding parents and carers were invited to state any types of <i>formal</i> childcare that they would like to access in the near future, which they were not accessing in autumn 2022?	Most frequent type of formal childcare evidently envisaged will be accessed in the future		Second most frequent type of formal childcare evidently envisaged will be accessed in the future	
	Holiday Playscheme		After School Club	
Conclusion: Future demand for early years childcare places and out of school childcare places will in all probability be met by existing provision and forthcoming new provision over the three years - moving toward 2025.				

Sands End - Ward Overview

The ward is generally affluent area but it has pockets of deprivation.

The overall population is middle-aged and young, single, healthy and skilled.

Even though the ward is generally affluent there still exists a number of deprived areas particularly Sullivan Court Estate, Bulow Estate and Barton House which suffer from multiple interlinked problems.



Demographic Overview and Funded Childcare

Population of 2 year olds GLA	150	Forecast population for 2027: 129
Population of 3 and 4 year olds GLA	308	Forecast population for 2027: 249
Population of 5-14 year olds GLA	1,672	Forecast population for 2027: 1,390
Incidence of forthcoming new housing developments and potential number of new dwellings up to 2025	1,756	
Estimated number of early years childcare places which would be required aligned to proposed new forthcoming housing developments	228	

Provision metrics in the Addison Ward

Number of Providers	Number of Registered Places	Number of Providers	Number of Registered Places
4 Private, Voluntary and Independent Day Nurseries and Pre-Schools	241	n/a After School Club/Breakfast Club	n/a
0 LA Community Nursery Schools	n/a	3 Holiday Playschemes	
1 Nursery Classes in a School		Childcare places available per every child aged 0-4 years	
6 Childminders	33	With PVI early years childcare providers, LA community schools and childminders =	
Percentage of Early Years Childcare settings with vacancies in autumn 2022	66%	59 places/100 children	
Percentage of Early Years Childcare settings with waiting lists in autumn 2022	66%		

Are there any childcare providers with an evident intention (in autumn 2022) to expand located in the Sands End ward?	Yes	Type of Provider	Percentage of providers with intention to increase capacity...	Combined number of additional places...
		Early Years Childcare Provider/Setting	33%	n/a
		Out of School Childcare Provider	0	n/a
		Registered Childminder	0	n/a
In terms of occupancy, what is there a greater incidence of? a) Waiting Lists b) Vacancies among childcare providers located in the Sands End ward in summer 2022?	Relatively equal frequency	66% of all relevant providers stated that they had seen a waiting increase in size since autumn 2021 0 of the relevant providers stated that they had seen a waiting list decrease in size since autumn 2021		
Is sustainability of existing childcare providers a risk factor in the Sands End as of summer 2022. (with 'risk' being denoted as greater than 30% of childcare providers stating they had sustainability concerns in summer 2022).	No	0 early years childcare providers/settings situated in the Sands End ward stated that they were experiencing <i>ongoing</i> sustainability issues.		
Conclusion				
Future demand for early years childcare places may not be met fully by recently opened, planned and intended expansions, plus the uptake of existing vacant places. Provision will need to be planned for an increase in demand for both out of school places and early years childcare places.				

Shepherd's Bush - Ward Overview

The ward is ranked the third most deprived area in Hammersmith and Fulham.

The overall population is middle aged and young, single and relatively skilled.

A relatively large proportion of the ward is classed as being deprived, particularly area covering Edward Woods Estate, William Church Estate and Batman Close Estate.



Demographic Overview and Funded Childcare

Population of 2 year olds GLA	147	Forecast population for 2027: 161
Population of 3 and 4 year olds GLA	289	Forecast population for 2027: 294
Population of 5-14 year olds GLA	1,260	Forecast population for 2027: 1,262
Incidence of forthcoming new housing developments and potential number of new dwellings up to 2025	2,203	
Estimated number of early years childcare places which would be required aligned to proposed new forthcoming housing developments	267	

Provision metrics in the Shepherd's Bush Ward

Number of Providers	Number of Registered Places	Number of Providers	Number of Registered Places
0 Private, Voluntary and Independent Day Nurseries and Pre-Schools	n/a	n/a After School Club/Breakfast Club	n/a
0 LA Community Nursery Schools	n/a	1 Holiday Playscheme	
1 Nursery Classes in a School		Childcare places available per every child aged 0-4 years	
8 Childminders	42	With PVI early years childcare providers, LA community schools and childminders =	
Percentage of Early Years Childcare settings with vacancies in autumn 2022	n/a	10 places/100 children	
Percentage of Early Years Childcare settings with waiting lists in autumn 2022	n/a		

Are there any childcare providers with an evident intention (in autumn 2022) to expand located in the Shepherds Bush ward?	No	Type of Provider	Percentage of providers with intention to increase capacity...	Combined number of additional places...
		Early Years Childcare Provider/Setting	0	n/a
		Out of School Childcare Provider	0	n/a
		Registered Childminder	0	n/a
Is sustainability of existing childcare providers a risk factor in the Shepherds Bush Ward as of summer 2022. (with 'risk' being denoted as greater than 30% of childcare providers stating they had sustainability concerns in summer 2022).	No	0 early years childcare providers/settings situated in the Shepherd's Bush ward stated that they were experiencing <i>ongoing</i> sustainability issues.		
<p>Conclusion</p> <p>Future demand for early years childcare places may not be met fully by recently opened, planned and intended expansions, plus the uptake of existing vacant places.</p> <p>Provision will need to be planned for an increase in demand for both out of school places and early years childcare places.</p>				

Town - Ward Overview

The ward is generally very affluent area.

The overall population is middle-aged and young, single, healthy and skilled.

Even though the ward is generally affluent there are a number of deprived areas particularly Fulham Court Estate, Barclay Close, Lancaster Court, Arthur Henderson and William Banfield House.



Demographic Overview and Funded Childcare

Population of 2 year olds GLA	105	Forecast population for 2027: 90
Population of 3 and 4 year olds GLA	215	Forecast population for 2027: 184
Population of 5-14 year olds GLA	1,145	Forecast population for 2027: 986
Incidence of forthcoming new housing developments and potential number of new dwellings up to 2025	42	
Estimated number of early years childcare places which would be required aligned to proposed new forthcoming housing developments	8	

Provision metrics in the Town Ward

Number of Providers	Number of Registered Places	Number of Providers	Number of Registered Places
2 Private, Voluntary and Independent Day Nurseries and Pre-Schools	40	n/a After School Club/Breakfast Club	n/a
0 LA Community Nursery Schools	n/a	2 Holiday Playschemes	
1 Nursery Classes in a School		Childcare places available per every child aged 0-4 years	
2 Childminders	12	With PVI early years childcare providers, LA community schools and childminders =	
Percentage of Early Years Childcare settings with vacancies in autumn 2022	100%	16 places/100 children	
Percentage of Early Years Childcare settings with waiting lists in autumn 2022	0		

Are there any childcare providers with an evident intention (in autumn 2022) to expand located in the Town ward?	No	Type of Provider	Percentage of providers with intention to increase capacity...	Combined number of additional places...
		Early Years Childcare Provider/Setting	0	n/a
		Out of School Childcare Provider	0	n/a
		Registered Childminder	0	n/a
In terms of occupancy, what is there a greater incidence of? a) Waiting Lists b) Vacancies among childcare providers located in the Town ward in summer 2022?	Waiting Lists/ Vacancies	0 relevant providers stated that they had seen a waiting increase in size since autumn 2021 0 relevant providers stated that they had seen a waiting list decrease in size since autumn 2021		
Is sustainability of existing childcare providers a risk factor in the Town ward as of summer 2022. (with 'risk' being denoted as greater than 30% of childcare providers stating they had sustainability concerns in summer 2022).	No	0 early years childcare providers/settings situated in the Town ward stated that they were experiencing <i>ongoing</i> sustainability issues.		
Conclusion				
Future demand for early years childcare places and out of school childcare places will in all probability be met by existing provision and forthcoming new provision over the three years - moving toward 2025.				

Wormholt and White City - Ward Overview

The ward is ranked the second most deprived area in Hammersmith and Fulham.

The overall population is middle aged and young, single and comparatively unskilled.

A relatively large proportion of the ward is classed as being deprived, particularly area covering White City Estate, Wormholt Estate, and Cleverly Estate.



Demographic Overview and Funded Childcare

Population of 2 year olds GLA	145	Forecast population for 2027: 114
Population of 3 and 4 year olds GLA	337	Forecast population for 2027: 276
Population of 5-14 year olds GLA	1,836	Forecast population for 2027: 1,684
Incidence of forthcoming new housing developments and potential number of new dwellings up to 2025	1,221	
Estimated number of early years childcare places which would be required aligned to proposed new forthcoming housing developments	158	

Provision metrics in the Wormholt and White City Ward

Number of Providers	Number of Registered Places	Number of Providers	Number of Registered Places
3 Private, Voluntary and Independent Day Nurseries and Pre-Schools	150	1 After School Club/Breakfast Club	32
1 LA Community Nursery Schools	30	1 Holiday Playscheme	
3 Nursery Classes in a School		Childcare places available per every child aged 0-4 years	
12 Childminders	66	With PVI early years childcare providers, LA community schools and childminders = 51 places/100 children	
Percentage of Early Years Childcare settings with vacancies in autumn 2022	50%		
Percentage of Early Years Childcare settings with waiting lists in autumn 2022	100%		

Are there any childcare providers with an evident intention (in autumn 2022) to expand located in the Wormholt and White City ward?	Yes	Type of Provider	Percentage of providers with intention to increase capacity...	Combined number of additional places...
		Early Years Childcare Provider/Setting	50%	0
		Out of School Childcare Provider	0	n/a
		Registered Childminder	0	n/a
In terms of occupancy, what is there a greater incidence of? e) Waiting Lists f) Vacancies among childcare providers located in the Wormholt and White City in summer 2022?	Waiting Lists/ Vacancies	0 of all relevant providers stated that they had seen a waiting increase in size since autumn 2021 50% of the relevant providers stated that they had seen a waiting list decrease in size since autumn 2021		
Is sustainability of existing childcare providers a risk factor in the Wormholt and White City as of summer 2022. (with 'risk' being denoted as greater than 30% of childcare providers stating they had sustainability concerns in summer 2022).	Yes	100% of early years childcare providers/settings situated in the Wormholt and White City ward stated that they were experiencing <i>ongoing</i> sustainability issues – and repeated themes were: 3. Recruitment of staff creating sustainability challenges – 4. Issues with meeting fixed operating costs		
Conclusion				
<p>Future demand for early years childcare places may not be met fully by recently opened, planned and intended expansions, plus the uptake of existing vacant places.</p> <p>Provision will need to be planned for an increase in demand for both out of school places and early years childcare places.</p>				