

The count

This year we are using special electronic vote counting to total votes.

Counting starts at 8.30am on Friday 11 June (day after polling). Results for the Mayor and Assembly should be known by early evening.

The result of the European election will not be declared until 9.00pm on Sunday 13 June (when the last polling station in Europe closes).

European citizens voting rights

Citizens of European Union countries, who have **NOT** registered for European parliamentary elections in the UK, can only vote in the London Mayor and Assembly elections.

This will be shown on your polling card.

Citizens of Britain, Ireland, Cyprus and Malta (although members of the EU), can vote in all elections held in the U.K.



Helping disabled voters

We aim to do our best to ensure that everyone who wants to vote can do so easily.

- Wheelchair users will find that 59 of our 60 polling stations are wheelchair accessible (using ramps where needed) and have low level polling booths and ballot boxes.
- There are large-print versions of ballot papers to help partially-sighted voters.
- Blind voters can use a special Braille device to help them vote.
- All disabled voters can opt to bring along a friend or relative as a voting "companion" to help them if required.

How the votes work

Mayor of London

If one candidate gets more than half of the first choice votes, he or she is the winner.

If no candidate gets more than half of the first choice votes, all candidates except the two with the most are ruled out of the contest. The ballot papers of those voters whose first choice vote was for an eliminated candidate are then examined. Any second choice votes from these ballot papers for the two remaining candidates are added to their scores. Whoever of the two remaining candidates then has the most first and second choice votes is the winner.

London Assembly

In each constituency, the candidate with the most constituency member votes is the winner and becomes the Assembly Member from that constituency. The votes

for the London-wide members cast in all 14 constituencies are added together. As long as a party has gained enough votes, they will be entitled to a London-wide member seat in the Assembly.

The number of London-wide seats that a party gets is proportional to their share of the total number of votes cast across London.

Members of the European Parliament (MEPs)

The votes for MEPs from across the whole of London are added together.

As long as a party has gained enough votes they will be entitled to a seat in the European Parliament. The number of seats that a party gets is proportional to their share of the total number of votes cast across London to elect MEPs.

For all the latest information including candidates details, how to vote and the results visit

www.londonelects.org.uk

London Elects is sending all electors a special booklet with Mayoral candidate manifestos and other candidate details.


Published by Geoff Alltimes, Local Returning Officer, Hammersmith Town Hall, London W6 9JU. Designed by Hammerprint, 51 Glenthorne Road, London W6 0LR. Lf.PAD HFM voting guide insert

Voter guide

Your local guide to the Mayor, London Assembly and European elections

Polling day is Thursday 10 June


Polling stations are open between 7.00am and 10.00pm



One day - three elections - five votes!


LONDON ELECTS

10 JUNE 2004. YOU DECIDE



Issued by the Local Returning Officer

Hammersmith & Fulham
Serving our Community



Electoral Services helpline 020 8753 4466
open 9.00am - 5.00pm Monday to Friday (including Typetalk)
or email electoral.services@lbhf.gov.uk





Londoners have your say!

Thursday 10 June is a big day for London


We get the chance to elect our Mayor, London Assembly members and members of the European Parliament. To help you with your voting, here is a special "how-to" guide for these elections.



10 JUNE 2004. YOU DECIDE

Polling cards

If you are registered to vote, look out for your polling card which will be delivered between 27 and 31 May. This will tell you where your local polling station is. If you lose your polling card - don't panic! You can still vote without the card if your name is on the voters list.



Who can vote?

You can vote at this election if you are:

- ✓ a British, or other Commonwealth citizen, or a citizen of any European Union (EU) country (including the 10 new states that joined the EU on 1 May)
- ✓ 18 years old or over on 10 June
- ✓ and your name is on the voters list

You CANNOT vote if you are not registered.

The voters list for this election closed on 13th April. If you have recently moved and not re-registered, it is very likely you still have a vote at your old address. If you are not registered and want to be for a future election then download a form from www.lbhf.gov.uk or contact Electoral Services.

Who am I voting for?

Mayor of London

The Mayor has powers over a wide range of services in London, including: transport; policing; fire and safety; urban regeneration; economic development; and arts and culture.

London Assembly

The London Assembly holds the Mayor to account and represents the whole of London. It can amend the Mayor's budget and investigate issues of concern to Londoners. It is made up of 25 members who are elected across London.

Members of the European Parliament (MEPs)

The European Parliament passes laws that affect everyone in the European Union (EU). It deals with issues such as: the environment; trading standards; employment rights; and economic development. Members of the European Parliament (MEPs) have the power to change, approve or reject new EU laws. Nine of the UK's 78 MEPs represent London.

The three different elections...

Mayor

Post in the orange ballot box

In the election for the mayor you have **two** votes - a first choice and a second choice.

To vote for the mayor, you will be given a ballot paper like this:

Mark **X** in the first column next to the name of the person who is your first choice for Mayor of London. If you do not vote in this column, your ballot paper will not be counted.

Mark **X** next to the name of the person who would be your second choice for Mayor of London. If you do not vote in this column, your first choice vote will still be counted.

Do not mark more than one **X** in either column - your ballot paper will not be counted if you do.

London Assembly

Post in the orange ballot box

You have **two** votes for Assembly members. One vote is for your West Central constituency Assembly member by "first past the post", and the other is a proportional representation vote for London-wide members.

To vote for the two types of London Assembly members, you will be given a single ballot paper, like this:

Mark **X** in the first column next to the name of the person you would like to be your West Central constituency member of the Assembly.

Mark **X** in the second column next to the party you would like to represent you as London-wide members of the Assembly.

Do not mark more than one **X** in either column - your ballot paper will not be counted if you do.

European

Post in the white ballot box

In the European election you have **one** vote.

To vote for members of the European Parliament, you will be given a ballot paper like this.

Mark **X** next to the party you want to represent you in the European Parliament.

Do not mark more than one **X** on this paper - your vote will not be counted if you do.



Returning Officer Geoff Alltimes shows how the new ballot boxes work.

At the polling station

When you arrive at the polling station:

- Collect your ballot papers - go to the table where the staff will check your name against the voters list. They will give you your ballot papers.
- Go into a polling booth on your own - then cast your votes. It is a secret vote and staff have to make sure that you are on your own - apart from disabled voters who have brought a voting "companion"- when you cast it.
- Post your ballot paper in the box - **DO NOT FOLD!** This year we are using electronic counting machines which scan and read the ballot papers. Folded papers will slow up the process.

Remember

If you are unsure how to fill in your ballot papers, please ask any of the polling station staff - they are there to help you.