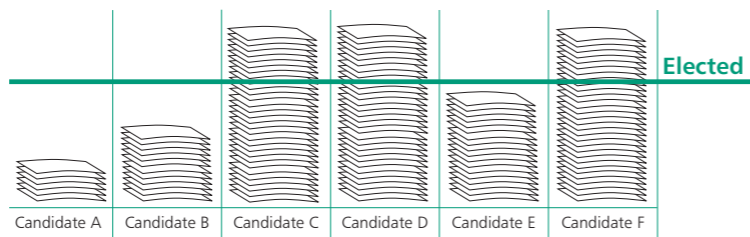


## Counting the votes

At 10.00pm no more ballot papers are issued. All the ballot boxes are sealed and taken to the count.

The votes for all the candidates in a ward are totalled up. The top three candidates with most votes are elected (the top two in College Park & Old Oak, and Palace Riverside).



If the result is close the votes are recounted, sometimes several times. If two candidates have the same number of votes, the returning officer draws lots to see who wins.

## Voting by post

**It is now too late to apply for a postal vote if you do not already have one.**

Voting packs were sent out by first class post on 20 April. If you have not received your postal voting pack by 27 April, please contact Electoral Services urgently.

Also contact us if you have damaged or lost your postal vote. We can issue you with a replacement postal voting pack up until **5.00pm on election day**.

**Remember - if you are a postal voter, you will NOT be able vote in person at a polling station.**

However, if you wish, you may hand in your postal vote at your polling station on the day of the election. You can also hand in your vote to us at room 28, Hammersmith Town Hall.

Postal votes must reach us by **10.00pm on Thursday 4 May**.

## Voting by proxy

A proxy is someone who votes on your behalf because you are not able to vote yourself.


If you **already** have a proxy vote, you may still vote yourself in person, as long as your proxy has not already voted for you. But if your proxy is voting by post you cannot do this, as the ballot paper has already been issued. The proxy list closes at 5.00pm on 25 April.

But, under new election rules, you may apply for an **'emergency' proxy vote**, if you become incapacitated after 25 April and cannot get to your polling station.

You can apply for an emergency proxy vote up until 5.00pm on election day. You must have your application countersigned.

You will also, of course, need someone who can go to your polling station on your behalf.

**Contact us if you need a proxy vote.**



Issued by the Returning Officer.

Your official guide to the council election


# Voter guide



## Polling day is Thursday, 4 May

New **extended** voting hours.

Polling stations are open from 7.00am until 10.00pm.



## How to contact Electoral Services

Helpline: 020 8753 4466 (including typetalk)

Monday to Friday 8.00am to 8.00pm and Saturday 9.00am to 1.00pm

Fax: 020 8753 2007 / 2229 • Minicom: 020 8753 5753 • Email: [electoral.services@lbhf.gov.uk](mailto:electoral.services@lbhf.gov.uk)  
Web: [www.lbhf.gov.uk](http://www.lbhf.gov.uk) • Write or visit: Room 28, Hammersmith Town Hall, King Street, London W6 9JU

## Who can vote?

You can vote at this election if you are:

- ✓ A British, Commonwealth or Irish citizen, or a citizen of any European Union (EU) country
- ✓ Aged 18 years or older on 4 May 2006
- ✓ Registered to vote - your name is on the voters list.

**You CANNOT vote if you are not registered.**


The voters list for this election closed on 13 March.

If you have recently moved, you will still be able to vote at your old address if you were registered there.



On 4 May you can vote for the councillors who will represent your ward for the next four years. Each ward elects three councillors, except for College Park & Old Oak, and Palace Riverside, which have two each.

## Poll cards



We will be delivering poll cards over the weekend of 22-23 April. There will be information on the poll card, including a map of where your polling station is.

For extra privacy, your poll card will come in an envelope.

**Remember - you don't need your poll card to vote, as long as you are on the voters list.**

If you lose your poll card, you can find out where your polling station is by visiting our website or calling the helpline.



## Help for disabled voters

We aim to ensure that everyone who wants to vote can do so easily.

- ✓ All of our polling stations, except Corinthian Sailing Club, are accessible by wheelchair users. We also have low-level polling booths and ballot boxes.
- ✓ There are large-print versions of ballot papers in each polling station to help partially-sighted voters.
- ✓ Blind and partially-sighted voters can use a special device to allow them to vote in secret.
- ✓ Any disabled voter may bring along a friend or relative to help them vote, or ask for a member of staff to assist them.


For more advice for disabled voters, visit our website, or contact us for a leaflet.

## Interpretation service in polling stations

The Language Line service is now available in all polling stations for any voters for whom English is not their first language.

Translations take place 'live' over the telephone, and are available in many languages.

For information on Language Line, go to [www.language.co.uk](http://www.language.co.uk)



## How to vote in person: a step by step guide

**1** If you are voting in person, go to your polling station on 4 May. You can only vote in the polling station which covers your address.


**2** Polling station staff will ask for your name and address, and check that you are on the voters list.

You will be asked to confirm your details even if you have your poll card with you. This is because some voters, by mistake, hand in the poll card of someone else in their household.

**3** Your name will be crossed off the list to make sure that you are only given one vote.



**4** Then your ballot paper will be stamped with a special mark to show it's official, before it is given to you.



**5** Take your ballot paper to a voting booth and vote for the candidates of your choice.

It is a secret vote so you must be on your own in the voting booth - except for disabled voters who can have assistance.

**6** Finally, put your ballot paper into the ballot box.



If you need any assistance at all, please ask the polling station staff. They are there to help you.

## Follow the results live at [www.lbhf.gov.uk](http://www.lbhf.gov.uk)

The counting of votes starts as soon as the polls close at 10.00pm on 4 May.

As the results from across the borough are declared, they will be posted onto the website.



## Making your vote count

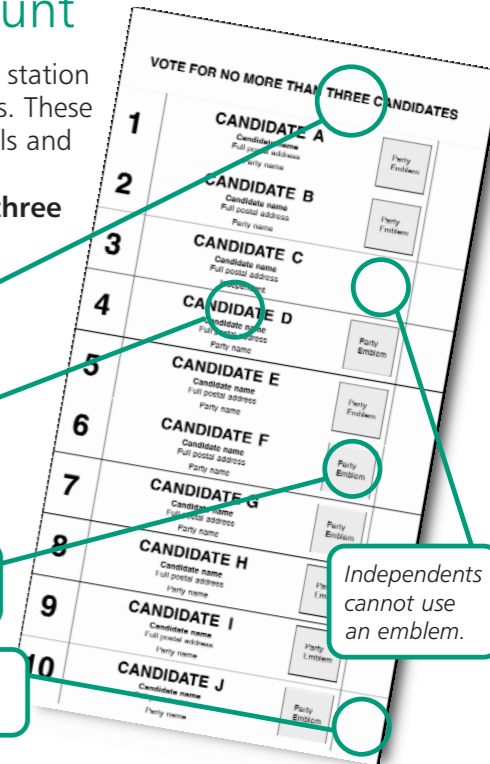
Notices outside and inside the polling station will give you all the candidates' details. These can also be seen at libraries, town halls and other council offices, and also on the website. **You have a maximum of three votes (two in College Park & Old Oak, and Palace Riverside).**

Your ballot paper shows you how many votes you have.

The candidates are shown in alphabetical name order.


There is also a party emblem for candidates of a registered political party.

To vote, simply put a cross(X) in the boxes next to the candidates you are voting for.

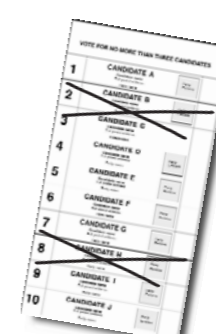


Independents cannot use an emblem.


## These won't count...




Voting for too many candidates



Not clear



Voter can be identified



**Helpline: 020 8753 4466**

Including Typetalk. Monday to Friday 8.00am to 8.00pm and Saturday 9.00am to 1.00pm.

**Web: [www.lbhf.gov.uk](http://www.lbhf.gov.uk)**

See overleaf for more contact details, counting the votes and voting by post or proxy.